

LSM 4942 Surface Mount Inductor



FEATURES

- ◊ UL class B materials.
- ◊ Wide inductance range.
- ◊ Solderability per industry standards.
- ◊ Low DC resistance.

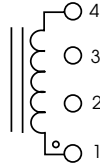
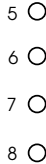
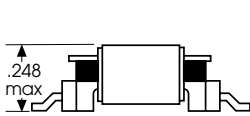
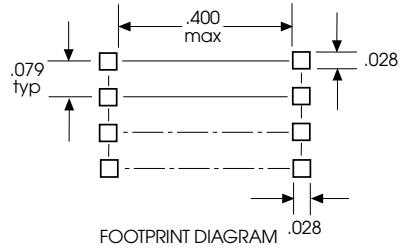
CHARACTERISTICS

INDUCTANCE RANGE: From .10mh to 47.0mh.

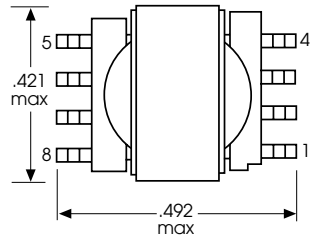
TEMPERATURE RANGE: From -20°C to +130°C.

NOTES:

- (1) *DC current that will create a maximum temp. rise of 30°C when applied at + 25°C ambient.
- (2) **DC current that will typically reduce the initial inductance by 20%.
- (3) Packaging: Bulk or Tape and Reel.



SCHMATIC



Part Number	Inductance (mH ± 30%)	DCR (Ω) Max	Rated DC Current Max (mA)*	Saturated Current (A)**
LSM4942-101	0.10	0.170	0.800	0.048
LSM4942-151	0.15	0.210	0.790	0.039
LSM4942-221	0.22	0.250	0.720	0.033
LSM4942-331	0.33	0.300	0.650	0.027
LSM4942-471	0.47	0.360	0.600	0.022
LSM4942-681	0.68	0.440	0.540	0.019
LSM4942-102	1.0	0.530	0.490	0.015
LSM4942-152	1.5	0.650	0.450	0.012
LSM4942-222	2.2	0.790	0.400	0.010
LSM4942-332	3.3	1.550	0.290	0.008
LSM4942-472	4.7	1.850	0.260	0.007
LSM4942-682	6.8	4.360	0.170	0.006
LSM4942-103	10	5.290	0.160	0.005
LSM4942-153	15	6.480	0.140	0.004
LSM4942-223	22	13.100	0.100	0.003
LSM4942-333	33	16.000	0.090	0.003
LSM4942-473	47	19.000	0.080	0.002